



The Heart of Scientific Discovery

| | | | | |
|---|--|--|---|---|
| <p>The Link Between Sexual and Heart Health PAGE 4</p> | <p>AI Provides New Hope for Silent Heart Attacks PAGE 5</p> | <p>Legacy Giving Advances Scientific Discovery PAGE 6</p> | <p>Scientific Education Expands with AHA SURE Program PAGE 8</p> | <p>The Legacy of Art and Science at HMRI PAGE 10</p> |
|---|--|--|---|---|



HMRI | Huntington
Medical Research
Institutes
Insights
SPRING 2024

Organizational Officers

- John C. Babcock,
Board Chair
- Sonia K. Singla,
Board Vice Chair
- Susan E. Kane,
Immediate Past Board Chair
- Julia Bradsher, CEO
President
- Gabriel Rincon, CFO
Treasurer
- Wendy Welch-Keller, COS
Secretary

Board of Directors

- Cameron Boswell
- Hilary J. Fausett
- James J. Femino
- Lawrence W. Jones
- Daniel R. Kimbell
- Ellen Lansden
- Alexandra Levine
- Edward A. Mena
- John L. Mothershead
- Terry Perucca
- Sandra B. Sharp
- Uma Shrivastava
- John C. Siciliano
- Rick Wentzel

Directors Emeritus

- M. Helen Baatz
- John D. Baldeschieler
- Michael C. Doyle
- Roger Engemann
- James D. Gamb
- Jerry M. Harrington
- Mitchell B. Howe Jr.
- R. William Johnston
- George D. Leal

A MESSAGE FROM OUR PRESIDENT & CEO



The heart of scientific discovery at HMRI has been beating for over 70 years, creating a legacy of groundbreaking discoveries that have changed our world, from the seat belts we wear every time we ride in a car to diagnostic technology like the MRI and life-saving devices like the CSF shunt, and surgical lasers.

Science and the legacy of yesterday's research guide the research and innovation of today's investigators. Their knowledge and contributions to science will transfer to future generations of biomedical researchers. This will leave a legacy that paves the way forward, advancing biomedical technology, treatments, and diagnostics with the potential to create the world we envision, free from disorders of the heart and brain.

Every advancement and breakthrough is built upon the heritage and collective legacy of donors who support the researchers in their fearless pursuit of science. Donor gifts accelerate advancements in biomedical research that will leave a long-lasting legacy, positively impacting the future of human health for generations to come.

In this Insights issue, I invite you to learn more about the importance of legacy giving at HMRI, disruptive new technology using artificial intelligence to diagnose silent heart attacks, a new education program in partnership with the American Heart Association, and the upcoming HMRI President's Event Series, Fearless: Critical Conversations about Mental Health Challenges in Children and Adolescents.


Thank you for your support and shared commitment to innovation and new technologies that build tangible hope for improved health.

With gratitude,

Julia E. Bradsher, PhD, MBA
President and Chief Executive Officer

Welcome New Team Members

Three new employees joined the HMRI team in the last quarter of 2023. Pictured below with president and CEO, Julia E. Bradsher, PhD, MBA, from left to right are Chief People Officer, Regina Grice; junior accountant, Liane Trinh; and accountant, Carlos Diaz.



HMRI Goes Red for Women

On February 2, National Go Red Day, HMRI staff members joined national efforts to Go Red for Women, raising awareness about cardiovascular disease in women. According to the American Heart Association, heart disease is the number one killer of women and affects nearly 45% of women ages 20 and older. Cardiovascular disease is also the leading cause of death among women in Pasadena. Researchers at HMRI remain committed to finding novel ways to reduce the size and severity of heart attacks and stroke, improving health outcomes for millions of women affected by heart disease.



Nicole Purcell, PhD Receives HMRI Values in Action Award

Purcell's colleagues voted for her to receive the most recent HMRI Values in Action Award. Recipients embody HMRI's values in their work, innovating and collaborating with integrity to advance HMRI's mission.

Purcell is an associate professor of cardiovascular research and the scientific director of education programs. Her peers describe her as passionate about education, taking great care to mentor students and postdoctoral fellows. Even though she is busy with her own lab and the education programs, she is always willing to help whenever needed. Purcell rallies staff members to ensure they are celebrated and included in the HMRI family.



The Heart of Scientific Discovery



Richard Bing, MD, past director of experimental cardiology at HMRI.

The legacy of cardiovascular research at HMRI began when Richard J. Bing, MD known as the “Father of Cardiac Metabolism” among his peers, arrived in 1969. During his time at HMRI, he served as the director of experimental cardiology. His major contributions include the introduction of high-speed cinematography to view the microcirculation of the heart, and the use of endothelial cells to study mechanisms, such as endothelium-derived relaxing factor (EDRF), to relax the blood vessels. Today, HMRI’s cardiovascular researchers, led by Chief Science Officer and Scientific Director of Cardiovascular Research, Robert A. Kloner, MD, PhD continue to innovate and advance scientific discoveries that improve treatments and outcomes for people suffering from heart disease.

Twenty-five years after Viagra first hit the market, a group of experts from across the country examined the link between erectile dysfunction (ED) and heart health. This group of interdisciplinary scientists convened “Princeton IV: PDE-5 Inhibitors and Cardiac Health Symposium” in March 2023, held at Huntington Medical Research Institutes (HMRI) in Pasadena, California. This expanded upon Princeton III, held over a decade ago. Scientists determined that PDE-5 inhibitors are still safe for the cardiovascular system and made additional clinical recommendations for men who present with ED.

Kloner, also a professor of medicine at Keck School of Medicine of the University of Southern California (USC), was Princeton IV’s principal investigator. He led the group with co-chair Raymond Rosen, PhD of the University of California San Francisco, steering committee members Arthur L. Burnett, MD, MBA of Johns Hopkins, and Martin M. Miner, MD of Brown University.

At the end of last year, the leading publication, Journal of Sexual Medicine (JSM), published two of Kloner’s papers investigating the link between sexual health and heart health. One of them was named JSM’s Publication of the Year. “Cardiovascular disease (CVD) remains a leading cause of death in the world. The development of ED is often a precursor to the development of atherosclerotic coronary artery disease,” said Kloner. “When a man presents with ED, leading to a CVD workup, there is an opportunity for earlier identification and treatment of risk factors for CVD, which may ultimately save lives.”

Kloner also researched the PDE-5 inhibitor tadalafil (trade name Cialis) indicated for ED. This long-acting drug, with a 17.5-hour half-life, significantly reduced Major Adverse Cardiac Events (MACE) in men taking it for ED compared to men not taking it or using other PDE-5 inhibitors. Overall, MACE rates were 19% lower in men treated with Tadalafil – with markedly lower rates for coronary revascularization (31%), unstable angina (45%), cardiovascular mortality (55%), and all-cause mortality (44%). In February 2024, his findings were published in the Journal of Clinical Cardiology.



Princeton IV Panelists: Front row (left to right): Sharon J. Parish, Tom Lue, Kevin T. McVary, Arthur L. Burnett, Robert A. Kloner, Ray Rosen, Martin M. Miner, Noel N. Kim, Ira D. Sharlip. Back row (left to right): Richard Sadovsky, Peter Ganz, Michael J. Blaha, Mark Hirsch, John P. Mulhall, Irwin Goldstein, Hossein Sadeghi-Nejad, Tobias S. Kohler.

Additionally, Kloner collaborated with HMRI colleague Wangde Dai, MD, research associate professor of cardiovascular research, to investigate the effect of electronic cigarette (E-cig) vaping on cardiac and vascular function during the healing phase of a heart attack. Their study, recently published in *Cardiovascular Toxicology*, provides evidence that exposure to E-cigs during the healing phase of a heart attack was associated with altered vascular function. However, left ventricular dilation and cardiac function did not worsen. Additional experimental and clinical studies

are needed to determine if E-cig may be less hazardous to cardiovascular health than tobacco smoking.

Kloner continues to mentor early-career scientists focused on cardiovascular research. Last fall, he added a new team member, James G. Boswell Postdoctoral Fellow Rashid Alavi, PhD. Alavi investigates artificial intelligence models that could improve diagnostics and outcomes for people with cardiovascular disease.

New Hope for Silent and Super Silent Heart Attacks



Source: USC Viterbi Department of Aerospace and Mechanical Engineering.

Rashid Alavi, PhD (center), pictured with the president of the American College of Cardiology (ACC), B. Hadley Wilson, MD MACC (right), and Edward T.A. Fry, MD, MACC (left), immediate past president of the ACC at the 72nd Annual Convocation of ACC in New Orleans, LA in April 2023. Alavi was named American College of Cardiology's 2023 Young Investigator Finalist. This award recognizes "young scientific investigators of promise, upon whom progress in the field of cardiology is dependent" and is an outstanding recognition of Alavi's work.

In the fall of 2023, Rashid Alavi, PhD, accepted the position of James G. Boswell Postdoctoral Fellow in a partnership between HMRI and California Institute of Technology (Caltech). He completed his doctoral studies in Mechanical/Cardiovascular Engineering at the University of Southern California (USC), where he began developing hybrid physics-based data-driven approaches for the noninvasive diagnosis of heart attacks and heart failure.

In preclinical models, Alavi's research, mentored by Kloner and Niema Pahlevan, PhD, assistant professor of Aerospace and Medical Engineering at USC and visiting scientist at HMRI was recently published in the *European Society of Cardiology*. It showed that artificial intelligence (AI) and machine learning models could detect heart attacks with 90% accuracy by measuring waveforms in carotid arteries. This novel, noninvasive method can be scaled to clinical trials for the instantaneous detection of cardiovascular events in medical clinics or at home using a waveform recorder, such as a smartphone or wearable device. It is independent of traditional

diagnostic measurements from electrocardiogram (ECG) or echocardiogram, providing new hope for patients who suffer from heart attacks that are so-called "silent" (without chest pain) or "super silent" (without chest pain and ECG changes).

Heart attacks are a leading cause of death worldwide, and an estimated 805,000 cases of acute heart attack occur each year in the United States. The time a heart attack patient spends at home contemplating symptoms is an important factor in outcomes and should be minimized, especially considering almost 50% of heart attacks are silent. Alavi's pioneering application of AI technology has the potential to fulfill the unmet need for instantaneous, inexpensive, noninvasive methods for the detection of heart attacks, ultimately improving treatments that could lower heart-related death and disease. "This new technology has the potential to enhance our ability to reach and treat patients who are experiencing a heart attack in a faster and much more efficient fashion," said Kloner.

During his doctoral studies, Alavi earned multiple recognitions. He was among the top five finalists nominated for the highly coveted 2023 Young Investigator Award of the American College of Cardiology (ACC). Alavi received the 2023 Student Recognition Award of Phi Kappa Phi (PKP) National Honor Society, presented at the 42nd annual academic honors convocation of USC, where he was recognized for his collection of work on technological advances in preventing heart diseases.



Making an Impact, Leaving a Legacy



Attorney Karl Swaidan, partner of Hahn and Hahn and HMRI president and CEO Julia Bradsher meet to discuss the impact of legacy giving.

Oftentimes, people think about being generous to charitable organizations through their will or trust. As part of an estate plan, they can continue their legacy through important causes aligned with their values. President and CEO, Julia Bradsher recently did just that when she made a confirmed legacy gift to HMRI that will carry her passions forward long after she is gone. Julia sat down with respected Pasadena attorney Karl Swaidan to discuss her gift and planned giving.

Julia: *Could you talk generally about planned giving, also known as legacy giving, and how it fits into part of an estate plan?*

Karl: Planned giving, in my mind, is a process that is done thoughtfully and carefully. It is a way to further the charitable goals of an individual or a couple. Those goals can be fulfilled either during their lifetime or upon death and should be done in a tax-efficient manner.

Planned giving as a part of an estate plan can play an important role not only because it has a tax component but it may also help to articulate what the client wishes to have in the way of charitable goals. Many times, that is not fully developed, and I can help clients with that.

Julia: *You know, that's a nice segue into something I would like to put into context.*

I myself have established a planned gift here at HMRI. It's part of an overall planned giving strategy and estate plan I'm implementing for myself for when I pass. For me, personally, I believe in leaving a legacy, and there are two

areas of interest I've identified. One is scientific leadership for women, and the second is supporting young people as they navigate their careers, especially in science. And so, one of the things I did was establish a gift to HMRI that would support those efforts.

Julia: *I'm curious: how do you help your clients align their charitable goals with how they want to give, considering their charitable intentions and values?*

Karl: By serving as a facilitator, I help explain to them the kinds of choices that are available, considering tax consequences and their financial circumstances. I help them articulate what those goals are. You've done an excellent job because you have already articulated those goals. You did this very well because they are specific and emphasize the importance to you.

For my clients, after they've articulated their goals, I give them a certain set of choices that will help develop and further those goals. After they've picked a charitable organization, there are then certain techniques from the tax side that are helpful from a financial perspective that also accomplish what they are looking for in the way of charitable goals.

Julia: *In your experience, how have you seen alignment happen between a donor's intentions, values, and a planned gift?*

Karl: Usually, what you see is someone has a close friend or themselves or others in the family has had a certain life event. Sometimes it's a medical issue, sometimes it's something else. Once that occurs, that focuses people's attention on what's

important to them. One of the most frequent events we see these days is the onset of Alzheimer's disease, and I understand that HMRI has a big role to play in that research. And so, that immediately highlights for people an important reason to support an organization.

Julia: At what point does the nonprofit get involved?

Karl: Many times, clients come in and say, "I already know who I want to support, and I've already contacted that charity. They're offering me certain approaches; could you please review those for me so I understand them completely?" These approaches may be a charitable remainder trust, a charitable gift annuity, or perhaps a residence life estate with the remainder going to charity. Many times, clients hear all of these, but sometimes they would like some help.

On the other hand, it can also occur post-death. I have many clients who do not necessarily want the charity to know that they are in their plan. Some are happy to have the charity know they are included in their plan because they might like to have the acknowledgment during their lifetime or to perhaps help other people donate to the organization. If it happens on the tail end, the charity then comes in later, and then they have the ability to assist with the donation. As we administer a trust or probate, they are able to then work with us, and we want to make sure they get the bequest that they're entitled to.

Julia: Is there anything else you want to discuss about planned giving?

Karl: Set your goals, get trusted advisors, and look at your assets. You've got to make sure you're going to be taken care of during a lifetime and that your family is taken care of. When it comes to charitable organizations and planned giving, first, be careful; second, be thoughtful; third, be meaningful; and lastly, work alongside your advisor to make sure you're being helpful to the nonprofit.

Attorney Karl Swaidan is a partner at Hahn and Hahn, an admired law firm and leader in California and business communities. Additionally, Karl is a certified taxation law specialist and a certified public accountant. His practice focuses on business, estate, and property tax planning; advising private foundations and charitable organizations as well as assisting closely held family businesses with tax planning. To learn more, visit www.hahnlawyers.com.

Karl Swaidan's Five Essential Steps to Legacy Gift Planning

One of the simplest ways to make a long-lasting impact on HMRI's biomedical research is through a legacy gift. With a gift in your will or a revocable living trust, you can give a percentage of your estate or a certain amount of cash, securities, or property. After your lifetime, HMRI will continue the vital work that advances health outcomes.



Scan the QR code to download Karl Swaidan's guide, "Five Essential Steps to Legacy Gift Planning." It simplifies the complex world of estate planning and provides five actions anyone can take to get started and achieve their personal, financial, and philanthropic goals.

Join the HMRI Legacy Society


By including HMRI in your will or trust, you leave an enduring impact on biomedical research in Pasadena. Through their foresight and generosity, Legacy Society members play a pivotal role in ensuring groundbreaking research continues flourishing for generations to come.

When you make a legacy gift, you will become a member of the HMRI Legacy Society. This is one of the most popular ways our benefactors provide long-term support for HMRI. Gifts can be structured to achieve several goals, including life income and tax-efficient estate planning. Members are celebrated and recognized at HMRI events and programs throughout the year.



Paul Roach, Senior Director of Development
paul.roach@hmri.org
909.210.6226

Explore how you can make a difference through the HMRI Legacy Society and with personalized assistance and guidance from Paul Roach, Senior Director of Development. We are extremely thankful for your gifts, large and small. Your legacy gift to HMRI will propel biomedical research forward and ensure a brighter, healthier, and more hopeful future.



Nicole Purcell, PhD with students in the Cardiovascular Signaling Laboratory during the 2023 Summer Undergraduate Research Fellowship (SURF) program.

HMRI Expands Undergraduate Education in Partnership with the American Heart Association

The American Heart Association (AHA) has selected HMRI as a partner in the AHA SURE (Summer Undergraduate Research Experience) Scholars program. HMRI is the only independent biomedical research institute invited to join the program, typically offered through elite learning institutions.

HMRI will receive an AHA grant of \$117,000 over the next three years to provide a mentored research program for nine students. This program provides equitable experiences in cardiovascular research for those who identify with groups historically underrepresented in Science, Technology, Engineering, Mathematics, and Medicine (STEMM) fields and careers.

The top three students will be selected from HMRI's pool of 120 candidates for the 2024 10-week session, June 10 – August 16. Awardees will receive a \$6,000 stipend, travel expenses, housing for students outside of Pasadena, an all-expense-paid trip to attend AHA Scientific Sessions held later this year in Chicago, opportunities for networking, and other AHA resources.

"As a participating institution in the AHA SURE Scholars program, we at HMRI are proud to support underrepresented college students in STEMM fields to address inequities in the health sciences as well as support the AHA mission,"


said Nicole Purcell, PhD, associate professor, cardiovascular research and scientific director of education programs.

The AHA SURE program will be offered in addition to HMRI's existing SURF (Summer Undergraduate Research Fellowship) program, June 10 – August 9. Purcell recruited talented future scientists from Pasadena City College, Mt. San Antonio College, Occidental College, and California State University, Dominguez Hills. These aspiring undergraduate students will work alongside HMRI scientists and receive mentorship from the research faculty. Laboratory-based research opportunities include Alzheimer's disease, neurovascular, migraine, vaping, e-cigarette cardiac toxicity, and cardiovascular signaling.

In the lab, students develop practical skills such as pipetting, DNA and protein analysis, cell culture, microscopy, and PCR used in their education and future careers. Jerry Salinas, an undergraduate student at California State University, Dominguez Hills, studied the effects of nicotine exposure under Purcell in the Cardiovascular Signaling Lab. His experience at HMRI affirmed his decision to pursue graduate studies and a career in biomedical research. "I developed new skills, gained confidence in my abilities, and learned to work effectively on a team," said Salinas, "the key is believing in myself."

Postdoctoral Fellow Investigates E-Cigarettes and Cardiac Injury

Khaja Shameem Mohammed Abdul, PhD began his postdoctoral fellowship in the cardiovascular signaling laboratory at HMRI in 2021 under the mentorship of Nicole Purcell, PhD, associate professor, cardiovascular research and scientific director of education programs. During his doctoral research at the University of Sri Lanka, he was awarded two distinguished scholarships to work on discovering viable biomarkers for the early detection of rare endemic kidney diseases of uncertain etiology in agriculture farmers.



Khaja Shameem Mohammed Abdul, PhD presenting “Nicotine compromises the cardiomyocytes to injury by altering PHLPP isoform” at the 2023 AHA BCSS in Boston.

At HMRI, Purcell and Mohammed Abdul were awarded a grant to study the effect of nicotine exposure on cardiac physiology and dysfunction in adolescents. They are investigating the effect of aging on cardiac growth and dysfunction and epigenetic alterations that regulate transcription genes involved in these processes. Additionally, they are focused on understanding how nicotine induces cardiac injury by dysregulating PHLPP isoforms, enzyme phosphatases ubiquitously expressed in cells, and is involved in regulating cell survival, proliferation, and death.

“Khaja has been instrumental in shifting our understanding of how these phosphatases are regulated in disease states, and his findings will open new avenues of research,” said Purcell.

In 2023, Mohammed Abdul attended the American Heart Association Basic Cardiovascular Sciences (BCVS) Scientific Session in Boston, MA, where he presented his findings on the underlying mechanisms of cardiac injury induced by nicotine exposure from vaping. Vaping E-cigarettes (E-cigs) have



Khaja Shameem Mohammed Abdul, PhD mentors a former student in the HMRI Year-round Student Research program.

reached epidemic proportions. Nicotine levels are one of the key constituents in vaping products and are highly unregulated. Exposure to nicotine through E-cigs is known to cause various cardiovascular complications and mortality. However, the mechanisms by which these cardiovascular complications occur are not clearly understood. His findings from this project have been submitted as a manuscript for publication and are currently under review.

“Khaja has been instrumental in shifting our understanding of how these phosphatases are regulated in disease states, and his findings will open new avenues of research.”

Nicole Purcell, PhD, associate research professor of cardiovascular research and scientific director of education programs

Mohammed Abdul is an active member of the AHA BCVS council, where he has been a social media ambassador, giving him and HMRI national exposure. Before joining HMRI, he was a postdoctoral fellow for one year at Dundee University in the United Kingdom where he researched the effects of hypoxia on cardiac KATP ion channels. He also investigated the molecular mechanisms involved in Isosteviol and its analogs in mediating cardioprotection in hypoxia-reoxygenation injury in myocardial injury models.



The Legacy of Art and Science at HMRI

Art and science investigate what is known while exploring the unknown. Both expand the mind and express the human experience. Driven by curiosity, experimentation, and discovery, meaning is born from chaos. Art and science have the power to push boundaries, influence, and change fundamental truths. At HMRI, art and science are deeply intertwined among the faculty, leadership, and staff — a legacy dating back to the early days of Richard Bing, MD, cardiologist of note and composer.



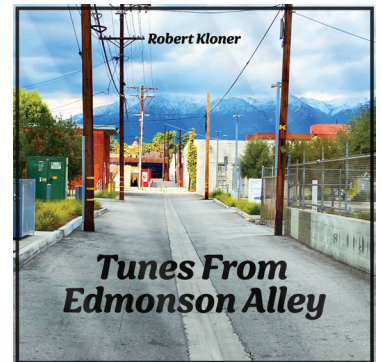
Julia Bradsher and her first series of paintings, "Chaos Theory," displayed in her home.

During the pandemic, president and CEO Julia Bradsher, PhD, MBA, experimented with painting and put acrylic on canvas for the first time. Her initial interest in artistic expression began 15 years earlier during a visit to the Guggenheim Museum in New York City. There, she was mesmerized by the chaos of the abstract pieces juxtaposed with the simplicity of basic shapes. Julia's first piece, "Chaos Theory," was her interpretation of our coexistence with chaos.

When Julia sits down to paint, she listens to intense, high-energy music. "The exercise of interpreting musical beats and transforming them into a new medium activates the creative and analytical parts of my brain simultaneously," said Bradsher, "It deepens my curiosity and perceptive strengths, making me a stronger leader."

Chief Science Officer Robert Kloner, MD, PhD, studied classical piano as a child and continued playing into adulthood. The stillness of the pandemic prompted him to apply his gifts to musical composition. After he finished composing about 30 pieces, his first album of neo-classical, piano-based songs, "Tunes from Edmonson Alley," was mixed and mastered, and is now available on Spotify and other streaming services.

Kloner grew up in Buffalo, New York. His favorite piece from the album is "In Memoriam," a tribute to family and friends who served in WWII and the Vietnam War from the local Rust Belt towns. Music composition is a healing, emotional outlet that helps him decompress. "There is an interplay between science and creativity," said Kloner, "you're curious, you ask questions, and you will find answers; both science and music are intricate puzzles to be solved."



Robert Kloner's first album cover from his neo-classical piano-based songs, "Tunes from Edmonson Alley."



Astrid Suchy-Dacey pictured in her office with one of her ceramic pieces.

Other investigators at HMRI find meaning in science and art. Anju Vasudevan, PhD, is a gifted writer and painter; Xianghong Arakaki, MD, PhD, finds inspiration from cooking and hiking; Nicole Purcell, PhD, expresses her creativity through baking and draws parallels to the "recipes scientists follow every day in the lab;" and Astrid Suchy-Dacey, PhD, enjoys creating new pieces of pottery, finding "new sources of scientific inspiration in art and creative pursuits to look at things from different perspectives."

"To develop a complete mind: Study the science of art; Study the art of science. Learn how to see. Realize that everything connects to everything else."

— Leonardo da Vinci



Panelists June-Wha Rhee, MD; Julia Bradsher, PhD, MBA (moderator); Robert Kloner, MD, PhD; Nicole Purcell, PhD.

HMRI Kicks-off Heart Month with a Critical Conversation about Cardiovascular Health

February is Heart Month in America and an important time to raise awareness about cardiovascular disease and heart health. Heart disease is the number one killer of men and women in the United States and also locally among the citizens of Pasadena. To embark on this month of advocacy, HMRI hosted *Fearless: Critical Conversations on Cardiovascular Disease*, part of the HMRI President's Event Series, at their facilities in Pasadena's HeArt district on January 25.

The evening began with a private reception for HMRI donors, followed by a captivating conversation among cardiovascular experts, moderated by HMRI president and CEO, Julia E. Bradsher, PhD, MBA. They discussed the prevalence of cardiovascular disease in Pasadena, risk factors for disease, emerging scientific discoveries, and advances in treatment options.

Panelists included: Robert A. Kloner, MD, PhD, HMRI chief science officer, chair and scientific director of cardiovascular research; June-Wha Rhee, MD, assistant professor, cardio-oncologist, City of Hope; and Nicole H. Purcell, PhD, HMRI associate professor of cardiovascular research, scientific director, education programs.



Donors enjoy time with the panelists at a private reception before the event.

The event concluded with a question-and-answer session, giving attendees, donors and members of the Pasadena community, an opportunity to ask the experts their most pressing questions about heart disease.

"At HMRI, cardiovascular researchers are passionately pursuing novel ways to reduce the size and severity of heart attacks and strokes," said Bradsher. "It's critical for HMRI to connect our science to Pasadena in real ways that help improve public health."

The next HMRI President's Event Series, *Fearless: Critical Conversations on Mental Health Challenges for Children and Adolescents* will be on April 25. Space is limited to 100 guests. To register and learn more, please visit <https://give.hmri.org/mentalhealth>.



Fearless: Critical Conversations on Mental Health Challenges for Children and Adolescents

Moderated by President and CEO Julia E. Bradsher, PhD, MBA

Join Julia Bradsher and esteemed mental health experts for a discussion and Q & A.

April 25, 2024 | 6:30 pm – 7:30 pm



Anju Vasudevan, PhD
HMRI Associate Professor of Neuroscience; Chair and Scientific Director, Dept. of Neurosciences



Cameo Stanick, PhD, LCP
Vice President of Training and Implementation Practice, Sycamores



Casey Meinster, LMFT
Division Chief of Campus Based Services, Hillside



Amy E. West, PhD
Professor of Clinical Pediatrics and Psychology, USC Keck School of Medicine/Children's Hospital of Los Angeles



Register at <https://give.hmri.org/mentalhealth>

GIVING TO HMRI IS **YOUR** CHANCE TO **IMPROVE HUMAN HEALTH** AND **INSPIRE THE NEXT GENERATION OF SCIENTISTS**
Thank you for supporting our vital research!

hmri.org/donate | Development@hmri.org | 626-389-3408

GIVE TO HMRI TODAY!



HMRI Huntington Medical Research Institutes
Insights
SPRING 2024

DIRECTOR OF MARKETING AND COMMUNICATIONS
Jessica West

DESIGN AND ART DIRECTION
Russo Design

PHOTOGRAPHY
HMRI Contributors

HMRI
686 South Fair Oaks Avenue
Pasadena, California 91105
Web: hmri.org | Email: info@hmri.org | Phone: 626.795.4343

Copyright © 2024 by HMRI. All rights reserved.

FOLLOW US!



[HMRIpasadena](https://www.facebook.com/HMRIpasadena)



[HMRI_Pasadena](https://twitter.com/HMRI_Pasadena)



[hmri_pasadena](https://www.instagram.com/hmri_pasadena)



[hmri-pasadena](https://www.linkedin.com/company/hmri-pasadena)